

3.5.1.2 Illustrations of the class hazard labels, showing the approved symbols and colours, are given in Figures 5-5 to 5-26. The label descriptions used in column 5 of Table 3-1 are indicated in parentheses.

*Note 1.— The asterisk appearing in the bottom corner of the label indicates the location of the class or division number when the label is used to show the primary hazard. See Figures 5-5 to 5-8 concerning the location of information on explosives labels.*

*Note 2.— Minor variations in the design of the symbol on labels or other differences such as the width of vertical lines on labels as shown in these Instructions or in regulations of other modes, which do not affect the obvious meaning of the label, are acceptable. For example the hand shown on the Class 8 label may be shown with or without shading, the extreme right and left vertical lines on the Division 4.1 and Class 9 labels may extend to the edge of the label or there may be some white space at the edge, etc.*

### 3.5.2 Handling label specifications

An illustration of each of the handling labels showing the approved design and colour is given in Figures 5-27 to 5-29 and Figures 5-31 to 5-33. The minimum label dimensions are shown in the figures. Where dimensions or features are not specified, these must be in approximate proportion to those shown; however:

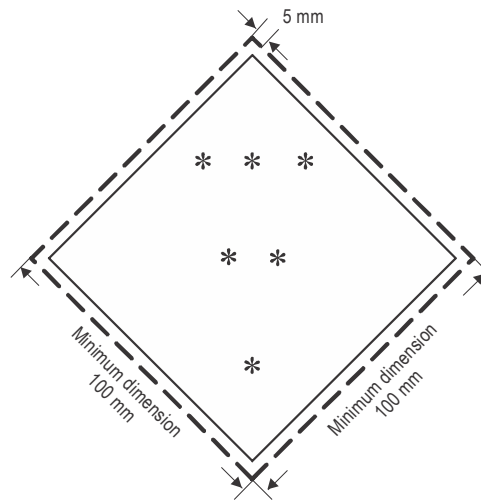
- a) labels having dimensions not smaller than half of those indicated may be used on packages containing infectious substances when the packages are of dimensions such that they can only bear smaller labels; and
- b) orientation labels may meet the specification of either Figure 5-29 or ISO Standard 780:1997.

## 3.6 PLACARDING OF LARGE FREIGHT CONTAINERS CONTAINING RADIOACTIVE MATERIAL

### 3.6.1 Special provisions for Class 7

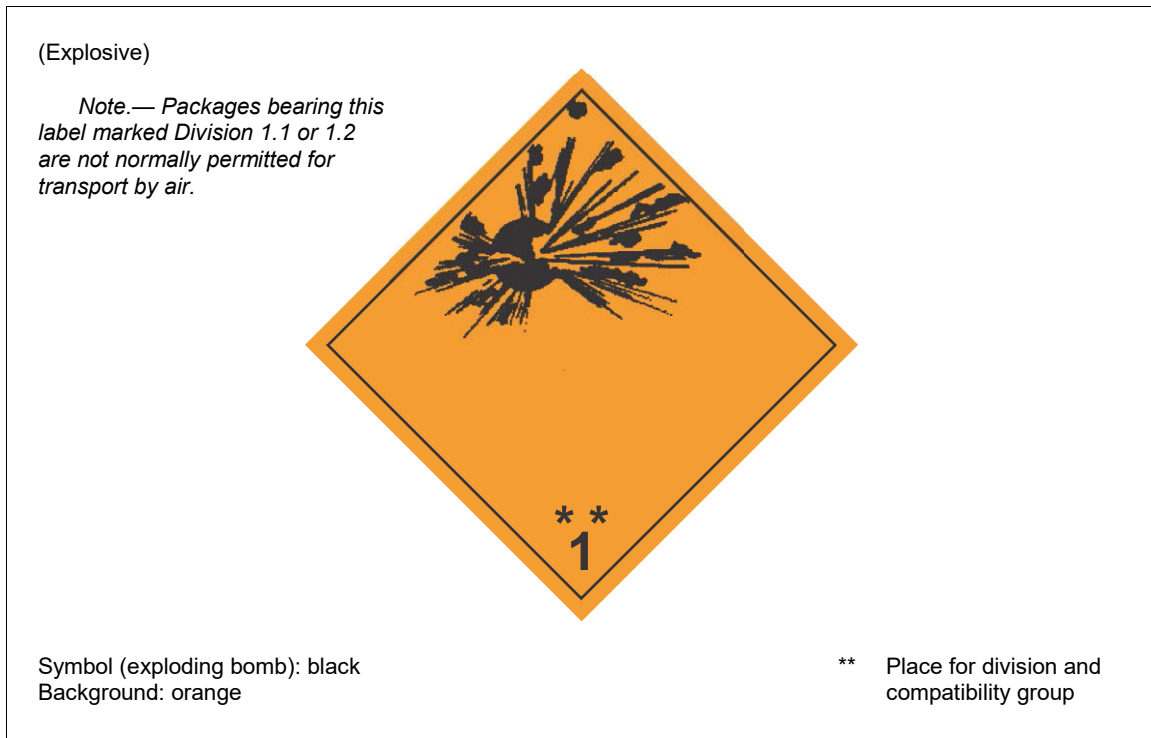
3.6.1.1 Large freight containers carrying packages (other than excepted packages) and tanks must bear four placards which conform with Figure 5-30. The placards must be affixed in a vertical orientation to each side wall and each end wall of the large freight container. Any placards which do not relate to the contents must be removed. Instead of using both labels and placards, it is permitted as an alternative to use enlarged labels only, as shown in Figures 5-20, 5-21 and 5-22, and where appropriate Figure 5-23, with dimensions as required for the placard in Figure 5-30.

3.6.1.2 For Class 7, the placard must have minimum overall dimensions of 250 mm by 250 mm with a black line running 5 mm inside the edge and parallel with it, and must be otherwise as shown in Figure 5-30. The number 7 must not be less than 25 mm high. The background colour of the upper half of the placard must be yellow and of the lower half white, the colour of the trefoil and the printing must be black. The use of the word "Radioactive" in the bottom half is optional to allow the use of this placard to display the appropriate United Nations number for the consignment.



- \* The class or, for Divisions 5.1 and 5.2, the division number must be shown in the bottom corner
- \*\* Additional text/numbers/symbol/letters must (if mandatory) or may (if optional) be shown in this bottom half
- \*\*\* The class or division symbol or, for Divisions 1.4, 1.5 and 1.6, the division number and for Figure 5-23 the word "FISSILE" must be shown in this top half.

**Figure 5-4. Class/division label**



**Figure 5-5. Explosive, Class 1, Divisions 1.1, 1.2 and 1.3**



**Figure 5-6. Explosive, Class 1, Division 1.4**

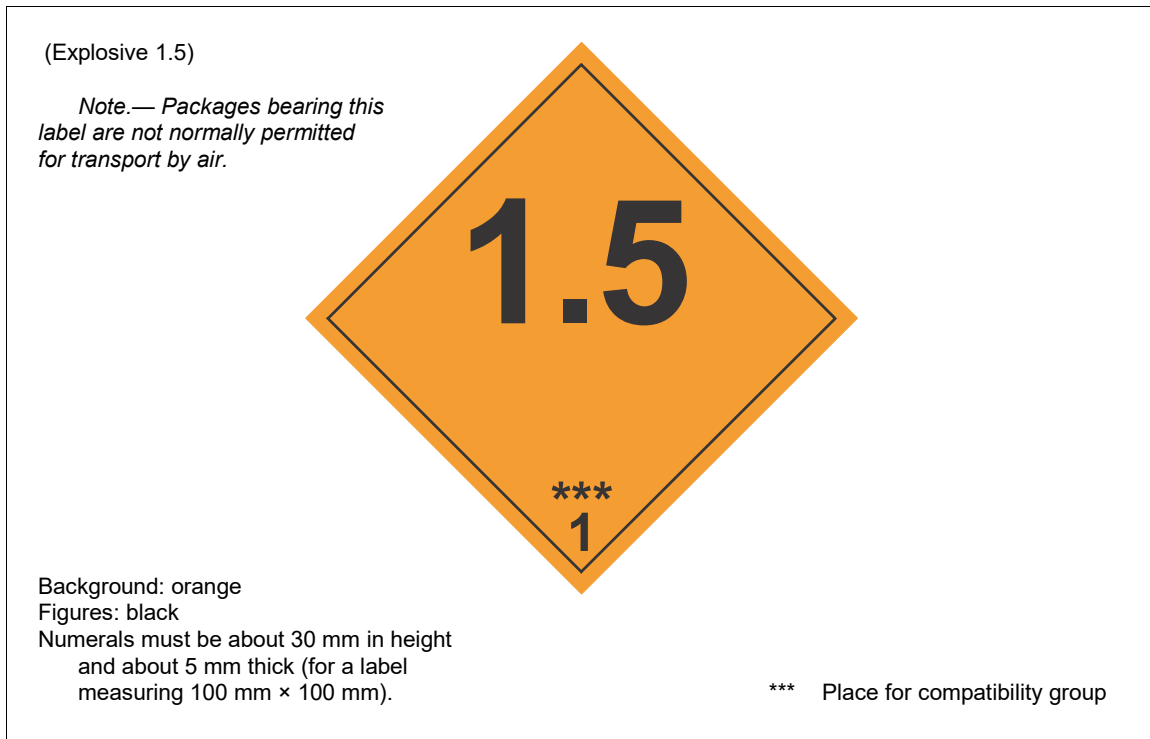


Figure 5-7. Explosive, Class 1, Division 1.5

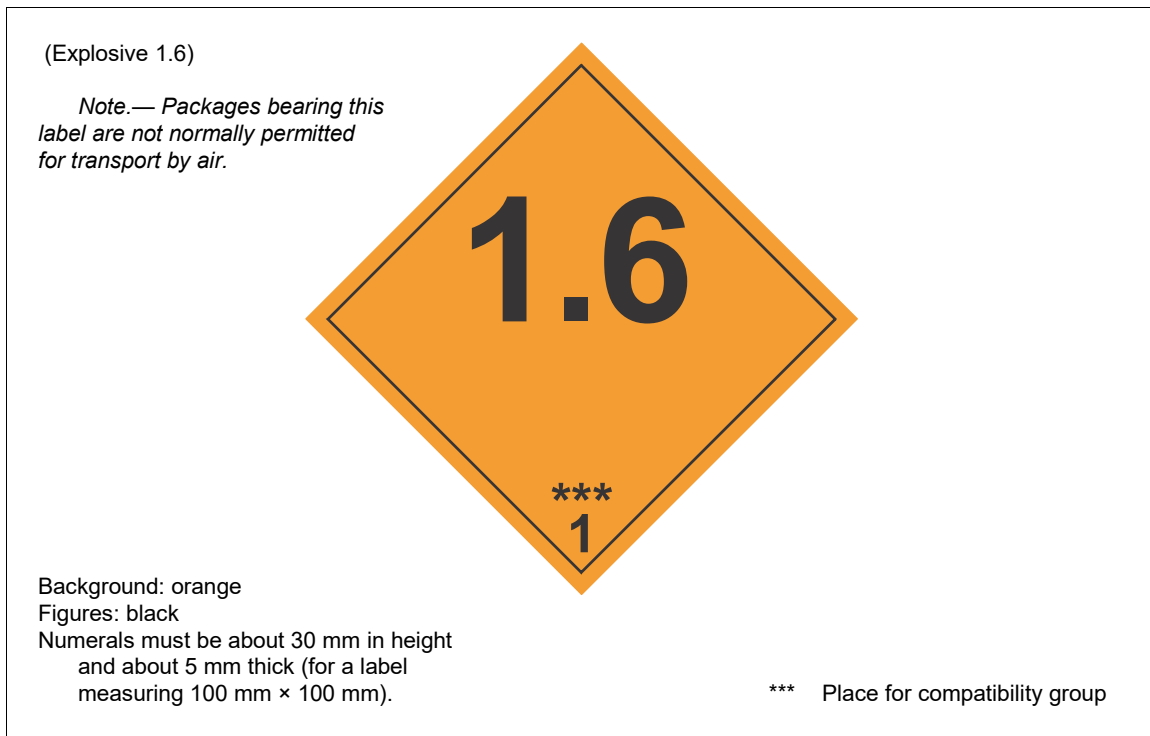


Figure 5-8. Explosive, Class 1, Division 1.6



Figure 5-9. Flammable gas, Class 2, Division 2.1

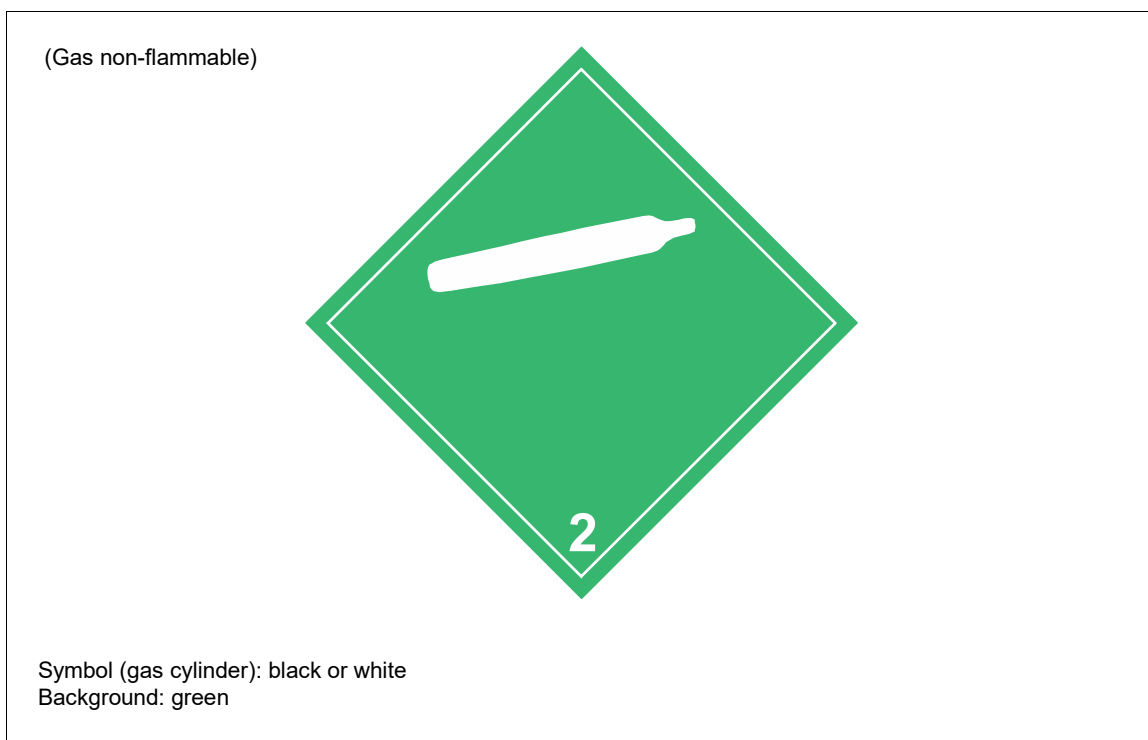


Figure 5-10. Non-flammable, non-toxic gas, Class 2, Division 2.2




Figure 5-11. Toxic gas, Class 2, Division 2.3




Figure 5-12. Flammable liquid, Class 3




Figure 5-13. Flammable solid, Class 4, Division 4.1

≠

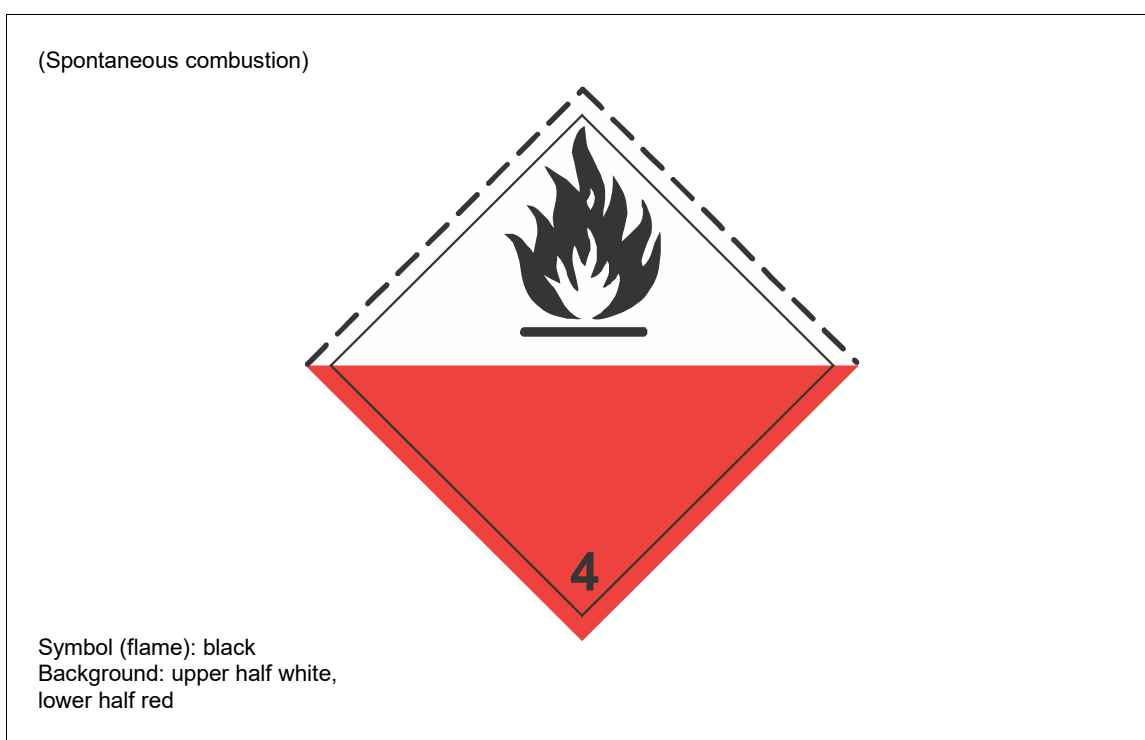




Figure 5-14. Substance liable to spontaneous combustion, Class 4, Division 4.2



**Figure 5-15. Substance which, in contact with water, emits flammable gas, Class 4, Division 4.3**



**Figure 5-16. Oxidizing substance, Class 5**






Figure 5-17. Organic peroxide, Class 5, Division 5.2




Figure 5-18. Toxic substance, Class 6, Division 6.1




Figure 5-19. Infectious substance, Class 6, Division 6.2

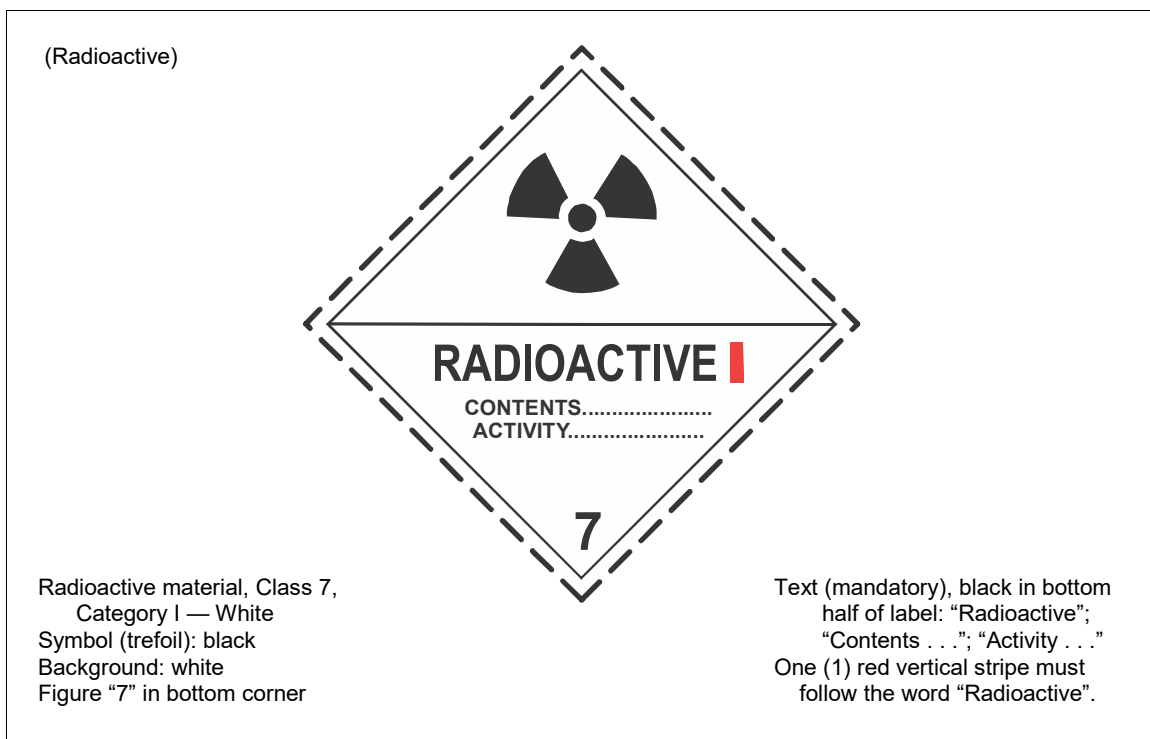


Figure 5-20. Radioactive material, Class 7, Category I

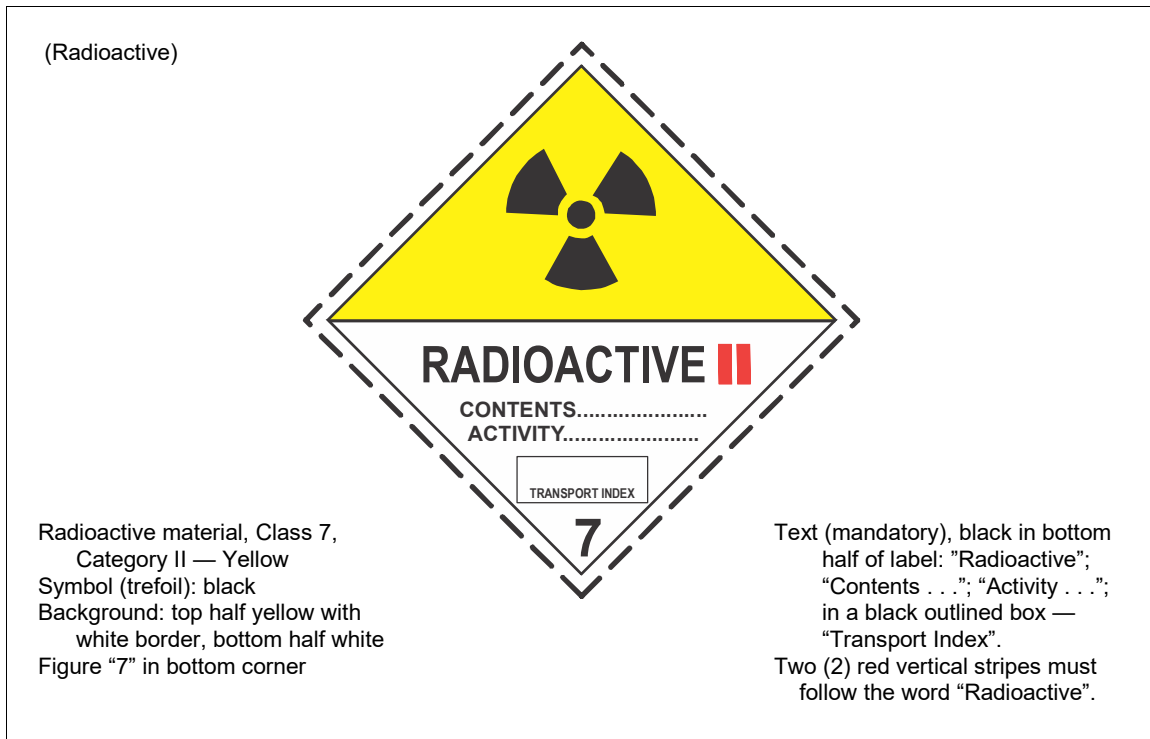


Figure 5-21. Radioactive material, Class 7, Category II

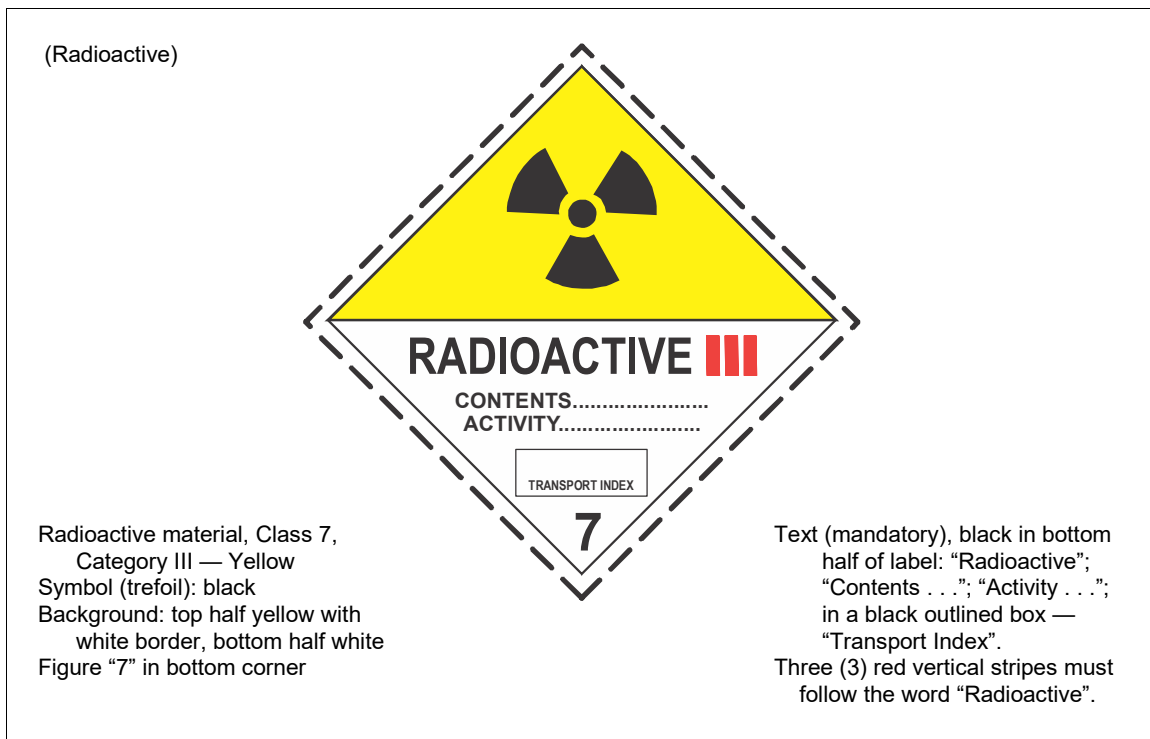


Figure 5-22. Radioactive material, Class 7, Category III