

Table 5 (continued)


	<b>Reference No.</b> <b>ISO 7010-M023</b>
	<b>Referent</b> <b>Use footbridge</b>
	<b>Function</b> To signify that a footbridge must be used
	<b>Image content</b> Human figure walking on a footbridge
<b>Hazard</b> Moving vehicles, obstructions, or tripping or falling <b>Human behaviour that is intended to be caused after understanding the safety sign's meaning</b> Using the footbridge to avoid dangerous areas <b>Related referents</b> — <b>Additional information</b> Test data obtained according to ISO 9186-1:2007 are not available. Consequently, a supplementary text sign shall be used to increase comprehension except when the safety sign is supplemented by manuals, instructions or training.	

Table 5 (continued)


	<b>Reference No.</b>  <b>ISO 7010-M024</b>
	<b>Referent</b>  <b>Use this walkway</b>
	<b>Function</b> To signify that pedestrians must use a designated walkway
	<b>Image content</b> Human figure walking (left hand)
<b>Hazard</b> Areas unsafe for pedestrians  <b>Human behaviour that is intended to be caused after understanding the safety sign's meaning</b> Pedestrians using the designated walkway  <b>Related referents</b> ISO 7010-P004  <b>Additional information</b> Test data obtained according to ISO 9186-1:2007 are available from more than one country. Findings from testing showed that the safety sign did not reach the criteria of acceptability. Consequently, a supplementary text sign shall be used to increase comprehension except when the safety sign is supplemented by manuals, instructions or training.	

Table 5 (continued)


	<b>Reference No.</b> <b>ISO 7010-M025</b>
	<b>Referent</b> <b>Protect infants' eyes with opaque eye protection</b>
	<b>Function</b> To signify that opaque eye protection must be worn by infants
	<b>Image content</b> Infant wearing opaque eye protection
<b>Hazard</b> Intense light incident on infant's eyes <b>Human behaviour that is intended to be caused after understanding the safety sign's meaning</b> Ensuring that the infant's eyes are protected before switching the equipment on or before placing the infant into the radiated area <b>Related referents</b> ISO 7010-M007 <b>Additional information</b> Test data obtained according to ISO 9186-1:2007 are not available. Consequently, a supplementary text sign shall be used to increase comprehension except when the safety sign is supplemented by manuals, instructions or training.	

Table 5 (continued)


	<b>Reference No.</b> <b>ISO 7010-M026</b>
	<b>Referent</b> <b>Use protective apron</b>
	<b>Function</b> To signify that the front of the body must be protected by an apron
	<b>Image content</b> Human figure with an apron
<b>Hazard</b> Front of body striking or being struck by objects or coming into contact with substances or materials <b>Human behaviour that is intended to be caused after understanding the safety sign's meaning</b> Protecting the front of the body <b>Related referents</b> ISO 7010-M010 <b>Additional information</b> Test data obtained according to ISO 9186-1:2007 are not available. Consequently, a supplementary text sign shall be used to increase comprehension except when the safety sign is supplemented by manuals, instructions or training.	

Table 6 — Description and application of referent for prohibition signs (category P)


	<b>Reference No.</b> <b>ISO 7010-P001</b>
	<b>Referent</b> <b>General prohibition sign</b>
	<b>Function</b> To signify a prohibited action
	<b>Image content</b> None
<b>Hazard</b> Risk to people specified by the supplementary sign <b>Human behaviour that is intended to be caused after understanding the safety sign's meaning</b> Not doing an action specified by the supplementary sign <b>Related referents</b> ISO 7010-M001, ISO 7010-W001 <b>Additional information</b> This safety sign cannot be used on its own and requires a supplementary sign to give further information about the action which is prohibited.	

Table 6 (continued)

	<b>Reference No.</b> <b>ISO 7010-P002</b>
	<b>Referent</b> <b>No smoking</b>
	<b>Function</b> To prohibit smoking
	<b>Image content</b> Cigarette (profile, outlined) with two wavy lines
<b>Hazard</b> Fire or explosion caused by lit cigarettes or other smoking materials or harm from the smoke <b>Human behaviour that is intended to be caused after understanding the safety sign's meaning</b> Not smoking <b>Related referents</b> ISO 7010-P003 <b>Additional information</b> Test data obtained according to ISO 9186-1:2007 are not available. Consequently, a supplementary text sign shall be used to increase comprehension except when the safety sign is supplemented by manuals, instructions or training.	

Table 6 (continued)


	<b>Reference No.</b>  <b>ISO 7010-P003</b>
	<b>Referent</b> <b>No open flame; Fire, open ignition source and smoking prohibited</b>
	<b>Function</b> To prohibit smoking and all forms of open flame
	<b>Image content</b> Match (profile, outlined), flame
<b>Hazard</b> Fire or explosion caused by an open flame, open ignition source or smoking <b>Human behaviour that is intended to be caused after understanding the safety sign's meaning</b> Not having an open flame or open ignition source and not smoking <b>Related referents</b> ISO 7010-P002, ISO 7010-W021 <b>Additional information</b> Test data obtained according to ISO 9186-1:2007 are not available. Consequently, a supplementary text sign shall be used to increase comprehension except when the safety sign is supplemented by manuals, instructions or training.	

Table 6 (continued)


	<b>Reference No.</b> <b>ISO 7010-P004</b>
	<b>Referent</b> <b>No thoroughfare</b>
	<b>Function</b> To prohibit the use of a thoroughfare by pedestrians
	<b>Image content</b> Human figure walking (left hand)
<b>Hazard</b> Collision with vehicles or machinery <b>Human behaviour that is intended to be caused after understanding the safety sign's meaning</b> Not using the thoroughfare <b>Related referents</b> ISO 7010-M024 <b>Additional information</b> Test data obtained according to ISO 9186-1:2007 are not available. Consequently, a supplementary text sign shall be used to increase comprehension except when the safety sign is supplemented by manuals, instructions or training.	



Table 6 (continued)



	<b>Reference No.</b> <b>ISO 7010-P005</b>
	<b>Referent</b> <b>Not drinking water</b>
	<b>Function</b> To prohibit drinking of unsuitable water
	<b>Image content</b> Tap above glass, two wavy lines
<b>Hazard</b> Water unsuitable for drinking <b>Human behaviour that is intended to be caused after understanding the safety sign's meaning</b> Not drinking the water <b>Related referents</b> — <b>Additional information</b> Test data obtained according to ISO 9186-1:2007 are not available. Consequently, a supplementary text sign shall be used to increase comprehension except when the safety sign is supplemented by manuals, instructions or training.	

Table 6 (continued)

	<b>Reference No.</b> <b>ISO 7010-P006</b>
	<b>Referent</b> <b>No access for forklift trucks and other industrial vehicles</b>
	<b>Function</b> To prohibit the use of forklift trucks and other industrial vehicles
	<b>Image content</b> Forklift truck (left-hand profile) with human figure
<b>Hazard</b> Moving forklift trucks and other industrial vehicles <b>Human behaviour that is intended to be caused after understanding the safety sign's meaning</b> Not using forklift trucks and other industrial vehicles <b>Related referents</b> ISO 7010-W014 <b>Additional information</b> Test data obtained according to ISO 9186-1:2007 are not available. Consequently, a supplementary text sign shall be used to increase comprehension except when the safety sign is supplemented by manuals, instructions or training.	

Table 6 (continued)

	<b>Reference No.</b>  <b>ISO 7010-P007</b>
	<b>Referent</b>  <b>No access for people with active implanted cardiac devices</b>
	<b>Function</b> To prohibit people with active implanted cardiac devices from entering a designated area
	<b>Image content</b> Heart shape and representation of pulse generator connected by curved line
<b>Hazard</b> Interference to the operation of or damage to active implanted cardiac devices from equipment generating strong electromagnetic fields  <b>Human behaviour that is intended to be caused after understanding the safety sign's meaning</b> People with active implanted cardiac devices not entering a designated area  <b>Related referents</b> —  <b>Additional information</b> Test data obtained according to ISO 9186-1:2007 are not available. Consequently, a supplementary text sign shall be used to increase comprehension except when the safety sign is supplemented by manuals, instructions or training.	