

Table 5 (continued)


	Reference No. ISO 7010-M038
	Referent Start engine in launch sequence
	Function To signify that the engine of a lifeboat or rescue boat must be started in launch sequence
	Image content Handcrank and curved arrow pointing in clockwise direction
Hazard No propulsion at the time of need or the engine is started too early in the sequence to launch	
Human behaviour that is intended to be caused after understanding the safety sign's meaning Starting the engine at the appropriate time	
Additional information Test data obtained according to ISO 9186-1 are not available. Consequently, a supplementary text sign shall be used to increase comprehension except when the safety sign is supplemented by manuals, instructions or training.	

Table 5 (continued)

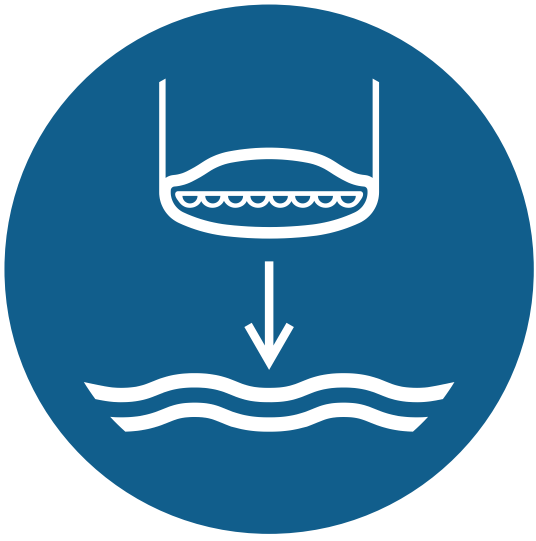
	Reference No. ISO 7010-M039
	Referent Lower lifeboat to the water in launch sequence
	Function To signify that the lifeboat must be lowered in launch sequence
	Image content Lifeboat on two falls, arrow pointing down, two wavy lines
Hazard Lifeboat is not lowered to the water at the appropriate time	
Human behaviour that is intended to be caused after understanding the safety sign's meaning Lowering the lifeboat at the appropriate time	
Additional information Test data obtained according to ISO 9186-1 are not available. Consequently, a supplementary text sign shall be used to increase comprehension except when the safety sign is supplemented by manuals, instructions or training.	

Table 5 (continued)


	Reference No. ISO 7010-M040
	Referent Lower liferaft to the water in launch sequence
	Function To signify that the liferaft must be lowered in launch sequence
	Image content Liferaft on single fall, arrow pointing down, two wavy lines
Hazard Liferaft is not lowered to the water at the appropriate time	
Human behaviour that is intended to be caused after understanding the safety sign's meaning Lowering the liferaft at the appropriate time	
Additional information Test data obtained according to ISO 9186-1 are not available. Consequently, a supplementary text sign shall be used to increase comprehension except when the safety sign is supplemented by manuals, instructions or training.	

Table 5 (continued)


	Reference No. ISO 7010-M041
	Referent Lower rescue boat to the water in launch sequence
	Function To signify that the rescue boat must be lowered in launch sequence
	Image content Boat on two falls, two upper human figures, one of them outlined, arrow pointing down, two wavy lines
Hazard Rescue boat is not lowered to the water at the appropriate time	
Human behaviour that is intended to be caused after understanding the safety sign's meaning Lowering the rescue boat at the appropriate time	
Additional information Test data obtained according to ISO 9186-1 are not available. Consequently, a supplementary text sign shall be used to increase comprehension except when the safety sign is supplemented by manuals, instructions or training.	

Table 5 (continued)


	Reference No. ISO 7010-M042
	Referent Release falls in launch sequence
	Function To signify that the lifeboat or rescue boat falls must be released in launch sequence
	Image content Hook on pivot attached to two sloping lines, curved arrow pointing in anticlockwise direction from a U-shape
Hazard Lifeboat or rescue boat release hook is not released from the fall or falls at the appropriate time	
Human behaviour that is intended to be caused after understanding the safety sign's meaning Releasing falls at the appropriate time	
Additional information Test data obtained according to ISO 9186-1 are not available. Consequently, a supplementary text sign shall be used to increase comprehension except when the safety sign is supplemented by manuals, instructions or training.	

Table 5 (continued)


	Reference No. ISO 7010-M043
	Referent Start water spray in launch sequence
	Function To signify that the water spray system for a lifeboat must be energized in launch sequence
	Image content Nozzle and dotted lines above lifeboat
Hazard Fire on or near the water surface or hazardous cargo release that may contaminate the outer surface of the boat	
Human behaviour that is intended to be caused after understanding the safety sign's meaning Energizing the water spray system at the appropriate time	
Additional information Test data obtained according to ISO 9186-1 are not available. Consequently, a supplementary text sign shall be used to increase comprehension except when the safety sign is supplemented by manuals, instructions or training.	

Table 5 (continued)


	Reference No. ISO 7010-M044
	Referent Start air supply in launch sequence
	Function To signify that the self-contained air support system must be energized in launch sequence
	Image content Bellows with three arrows at the nozzle pointing away in a radial pattern
Hazard Fire and/or hazardous atmosphere that consumes oxygen necessary to sustain life inside the lifeboat and provide combustion air for the diesel propulsion engine of the lifeboat	
Human behaviour that is intended to be caused after understanding the safety sign's meaning Energizing the self-contained air support system at the appropriate time	
Additional information Test data obtained according to ISO 9186-1 are not available. Consequently, a supplementary text sign shall be used to increase comprehension except when the safety sign is supplemented by manuals, instructions or training.	

Table 5 (continued)


	Reference No. ISO 7010-M045
	Referent Release lifeboat gripes in launch sequence
	Function To signify that the lifeboat gripes must be released in launch sequence
	Image content Lifeboat suspended on a fall in a davit with a gripe surrounding the boat; arrow pointing at the release point of the gripe
Hazard Lifeboat remains secured to the cradle and davit and cannot be lowered	
Human behaviour that is intended to be caused after understanding the safety sign's meaning Releasing the gripes of a lifeboat at the appropriate time	
Additional information Test data obtained according to ISO 9186-1 are not available. Consequently, a supplementary text sign shall be used to increase comprehension except when the safety sign is supplemented by manuals, instructions or training.	

Table 5 (continued)


	Reference No. ISO 7010-M046
	Referent Secure gas cylinders
	Function To signify that gas cylinders must be secured
	Image content Upper part of gas cylinder, chain
Hazard Falling gas cylinder causing crush, explosion or release of gas	
Human behaviour that is intended to be caused after understanding the safety sign's meaning Securing gas cylinders	
Additional information Test data obtained according to ISO 9186-1 are not available. Consequently, a supplementary text sign shall be used to increase comprehension except when the safety sign is supplemented by manuals, instructions or training.	

Table 5 (continued)



	Reference No. ISO 7010-M047
	Referent Use self-contained breathing appliance
	Function To signify that a self-contained breathing appliance must be used
	Image content Upper human figure (left-hand profile, outlined) wearing a compressed air cylinder and mask connected by a tube
Hazard Harmful gases and lack of oxygen	
Human behaviour that is intended to be caused after understanding the safety sign's meaning Using a self-contained breathing appliance	
Additional information Test data obtained according to ISO 9186-1 are not available. Consequently, a supplementary text sign shall be used to increase comprehension except when the safety sign is supplemented by manuals, instructions or training.	

Table 5 (continued)

	Reference No. ISO 7010-M048
	Referent Use gas detector
	Function To signify that a gas detector must be used
	Image content Front of a block with a small cylinder on top and on the front plane a curved scale with markers and pointer; three curved arrows; three lines with several curves
Hazard Hazardous gases or vapours, explosive atmosphere	
Human behaviour that is intended to be caused after understanding the safety sign's meaning Using a gas detector	
Additional information Test data obtained according to ISO 9186-1 are not available. Consequently, a supplementary text sign shall be used to increase comprehension except when the safety sign is supplemented by manuals, instructions or training.	